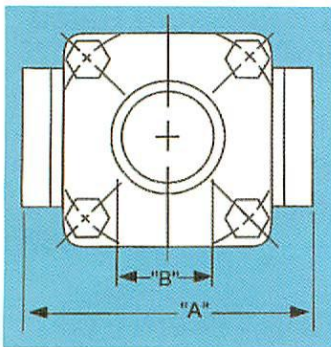


## High Pressure – Double Window - Threaded



**Model 110SM**



### Model Carbon Steel

- 110 Plain
- 112 Flapper
- 113 Drip Tube

### Model 316 Stainless Steel

- 150 Plain
- 152 Flapper
- 153 Drip Tube

Add pressure suffix to Model Number.  
Example: For 600 psi unit, Model 150SM.  
Rotator not available

Unit Size	Dimensions in Inches & (cm)		
	A	B	Wt.lbs
1/4	3-3/4	3/4	6
3/8	(9.5)	(1.9)	
1/2	4-1/2	1	8
3/4	(11.4)	(2.5)	
1	4-7/8	1	9
	(12.4)	(2.5)	
1-1/4	6	1-1/2	15
1-1/2	(15.2)	(3.8)	
2	7-1/4	2	35
	(18.4)	(5.1)	

### Features

- ◆ Sizes 1/4" to 2" NPT
- ◆ Bolted Covers


### Ratings

- ◆ SL : 300 psi @ 300°F
- ◆ SM: 600 psi @ 300°F
- ◆ SH: 1000 psi @ 300°F
- ◆ SX: 2000 psi @ 300°F
- ◆ XX: 3000 psi @ 300°F

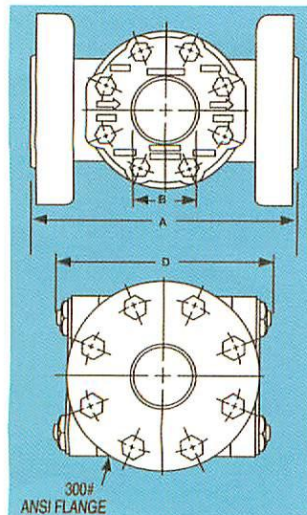
### Materials (Wetted)

- ◆ Glass: Temp Borosilicate
- ◆ Seals: Vary with Pressure
- ◆ Flapper/Drip Tube: 316SS

## High Pressure – Double Window - Flanged



**Model 210SM**



### Model Carbon Steel

- 210 Plain
- 211 Rotator
- 212 Flapper
- 213 Drip Tube

### Model 316 Stainless

- 250 Plain
- 251 Rotator
- 252 Flapper
- 253 Drip Tube

For 300lb unit add SM to Model.  
For 600lb unit add SH to Model.  
Example: 210SM

300 lb Dimensions (SM)

Unit Size	Dimensions in Inches			
	A	B	D	Wt lbs
1/2 3/4	5-7/8	1-1/4	4-1/8	11
1	6-7/8	1-3/8	4-7/8	20
1-1/2	7-1/2	2	5-7/8	27
2	8-5/8	2-1/8	7-3/8	38
2-1/2 3	11-3/8	3-3/16	9-5/8	70
4	13-1/4	4-1/4	11-1/2	150
6	21-3	6-1/4	17	270
8	22-3/8	6-1/4	17	350

### Features

- ◆ Sizes 1/2" to 8" Flanged
- ◆ 300lb & 600lb ANSI

### Ratings\*

- ◆ 300lb ANSI Carbon Steel  
740 psi @ 100°F  
600 psi @ 500°F
- ◆ 300lb ANSI 316 Stainless  
720 psi @ 100°F  
480 psi @ 500
- ◆ 600lb ANSI Carbon Steel  
1480 psi @ 100°F  
1200 psi @ 500°F
- ◆ 600lb ANSI 316 Stainless  
1440 psi @ 100°F  
995 psi @ 500°F

### Materials (Wetted)

- ◆ Glass: Temp Borosilicate
- ◆ Seals: Neoprene, Teflon in

\*Temperature Ratings are dependent upon gasket material.