



Flat Glass Gauge Valves – Carbon Steel



Gauge is for illustration only.

Shown as Union Gauge Connections

Model 450



Gauge is for illustration only.

Shown as Rigid Gauge Connections

Model 460

We offer offset and straight pattern valves that isolate the gage chamber from the liquid contents of the vessel.

Offset valves have an advantage of permitting the inside of the gage glass to be cleaned easily with a minimum of disassembly. By removing the 1/2" vent and drain plug, a straight passage through the gage chamber is opened. A brush can be inserted through the valve vent and drain for glass cleaning.

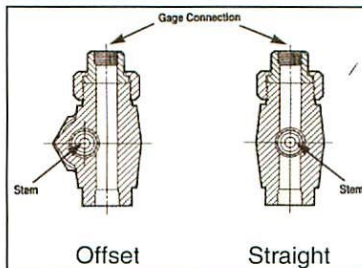
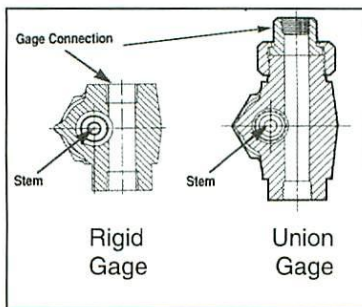
Both upper and lower valves in each set are equipped with horizontal ball checks. Balls are located on the vessel side of the valve seat.

Valves with ball checks omitted meet ASME boiler requirements, the lower valve is available with an optional vertical rising ball check located in the offset portion of the valve body, and the upper valve has a leaky seat.

Valves shown are offset.

The offset distance from valve stem center to gage center is 3/4".

Model 498 which has an Outside Screw & Yoke bonnet (OS&Y) is not shown.



Features

- ◆ Sizes 1/2" NPT up to 1" Flanged
 - ◆ Offset Pattern, Straight Avail.
 - ◆ Union Vessel Connections
 - ◆ Rigid or Union Gauge Connections
 - ◆ Conforms to AISI / ASTM Specs
 - ◆ ASME Boiler Code Acceptable
 - ◆ Auto Ball Check Shutoffs
 - ◆ For Steam/Water Service
- See "Flat Glass Gauge - Information"

Ratings

- ◆ 4000 psi @ 100°F / 2620 psi @ 750°F

Materials

- ◆ Body: Carbon Steel (316SS is Opt.)
- ◆ Stem Packing: Grafoil
- ◆ Trim: Stainless Steel

A Special Note about Corrosion:

- Excessive corrosion may result in leakage, glass breakage, and premature valve failure.
- Be sure all wetted components of the gauge are constructed with materials compatible with the service medium. John C. Ernst Co. does not make chemical compatibility recommendations.
- See the "Compass Corrosion Guide" or equivalent for material compatibility.

Select Gauges from Pages 37 & 38.

Valve Model	Vessel Conn. Size NPT	Gage Conn. Type	Bonnet Type
450-04 CSR	1/2"	Rigid	Integral
450-04 CSU	1/2"	Union	Integral
450-05 CSR	3/4"	Rigid	Integral
450-05 CSU	3/4"	Union	Integral
450-06 CSR	1"	Rigid	Integral
450-06 CSU	1"	Union	Integral
460-04 CSR	1/2"	Rigid	Union
460-04 CSU	1/2"	Union	Union
460-05 CSR	3/4"	Rigid	Union
460-05 CSU	3/4"	Union	Union
460-06 CSR	1"	Rigid	Union
460-06 CSU	1"	Union	Union
498-04 CSR	1/2"	Rigid	OS&Y
498-04 CSU	1/2"	Union	OS&Y
498-05 CSR	3/4"	Rigid	OS&Y
498-05 CSU	3/4"	Union	OS&Y
498-06 CSR	1"	Rigid	OS&Y
498-06 CSU	1"	Union	OS&Y